

TECHNICAL SPECIFICATIONS

IKUMA P



TECHNICAL DATA

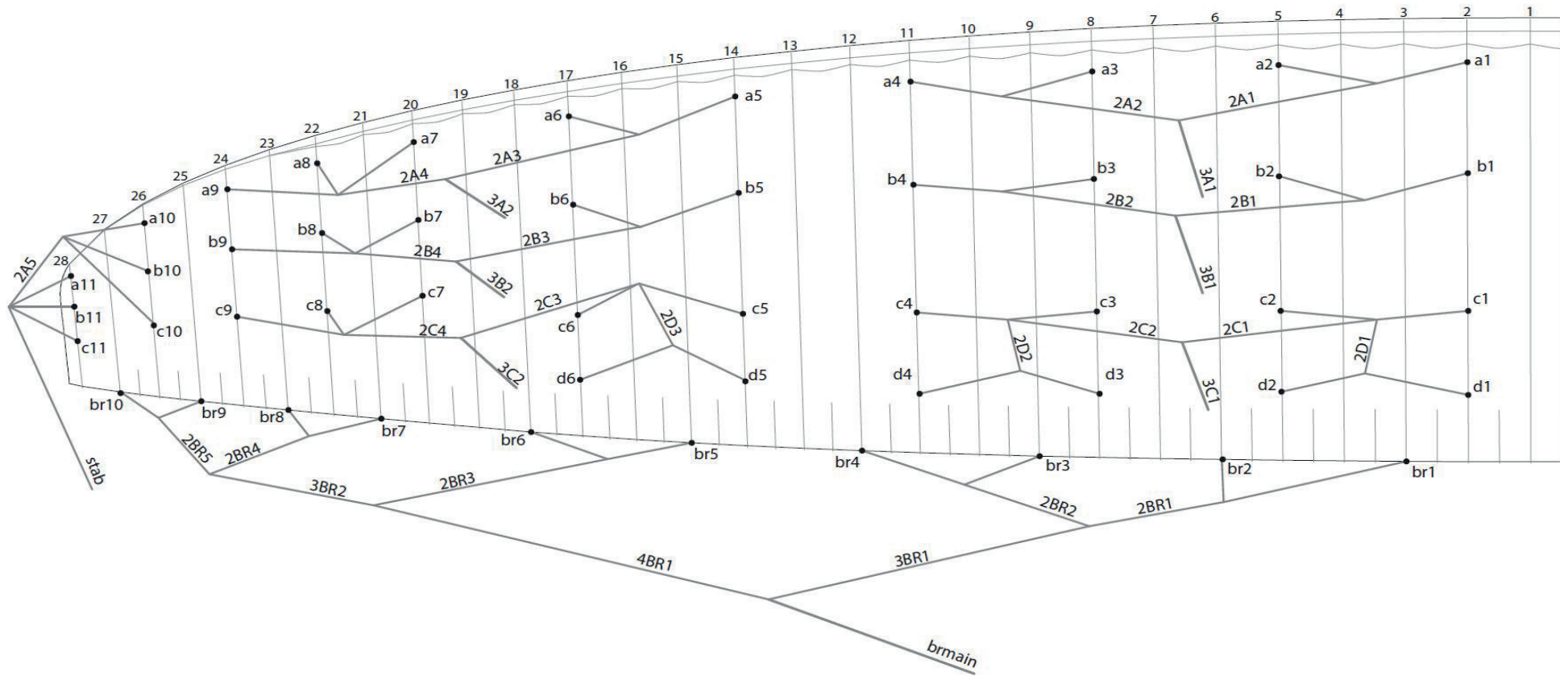
IKUMA P			21	23	25	27
CELLS	NUMBER		57	57	57	57
	CLOSED		12	12	12	12
	BOX		21	21	21	21
FLAT	AREA	m ²	21	23	24,5	26,5
	SPAN	m	10,94	11,45	11,82	12,29
	ASPECT RATIO		5,7	5,7	5,7	5,7
PROJECTED	AREA	m ²	17,83	19,53	20,75	22,44
	SPAN	m	8,72	9,13	9,42	9,8
	ASPECT RATIO		4,26	4,26	4,26	4,26
FLATTENING		%	15	15	15	15
CORD	MAXIMUM	m	2,33	2,44	2,52	2,62
	MINIMUM	m	0,54	0,56	0,58	0,61
	AVERAGE	m	1,92	2,01	2,07	2,16
LINES	TOTAL METERS	m	220	230	238	247
	HEIGHT	m	6,67	6,98	7,2	7,49
	NUMBER		165	165	165	165
	MAIN		2/1+1/3	2/1+1/3	2/1+1/3	2/1+1/3
RISERS	NUMBER	3	A/B'+B/C	A/B'+B/C	A/B'+B/C	A/B'+B/C
	TRIMS		NO	NO	NO	NO
	ACCELERATOR	m/m	123	123	123	123
TOTAL WEIGHT	MINIMUM	kg	55	65	80	95
IN FLIGHT	MAXIMUM	kg	75	85	100	115
GLIDER WEIGHT		kg	3,3	3,5	3,7	3,9
CERTIFICATION	EN/LTF		B+	B+	B+	B+

MATERIALS TECHNICAL DATA

CANOPY	FABRIC CODE	SUPPLIER
UPPER SURFACE (LEADING EDGE)	9017 E25	PORCHER IND (FRANCE)
UPPER SURFACE (REMAINDER)	70000 E3H	PORCHER IND (FRANCE)
LOWER SURFACE	70000 E3H	PORCHER IND (FRANCE)
RIBS	70000 E91	PORCHER IND (FRANCE)
DIAGONALS	70000 E91	PORCHER IND (FRANCE)
LOOPS	LKI - 10	KOLON IND. (KOREA)
REINFORCEMENT LOOPS	SOFT DACRON	D-P (GERMANY)
TRAILING EDGE REINFORCEMENT	DACRON	D-P (GERMANY)
RIB REINFORCEMENT	LTN-0.8 STICK	SPORTWARE CO. (CHINA)
THREAD	SERAFIL 60	AMAN (GERMANY)

SUSPENSION LINES	FABRIC CODE	SUPPLIER
UPPER CASCADES	DC - 040	LIROS GMHB (GERMANY)
UPPER CASCADES	DC - 060	LIROS GMHB (GERMANY)
UPPER CASCADES	DC - 100	LIROS GMHB (GERMANY)
UPPER CASCADES	A-8000/U 50	EDELRID (GERMANY)
MIDDLE CASCADES	TNL - 080	TEIJIM LIMITED (JAPAN)
MIDDLE CASCADES	DC - 060	LIROS GMHB (GERMANY)
MIDDLE CASCADES	A-8000/U 50	EDELRID (GERMANY)
MIDDLE CASCADES	A-8000/U 130	EDELRID (GERMANY)
MIDDLE CASCADES	A-8000/U 190	EDELRID (GERMANY)
MAIN	A-8000/U 70	EDELRID (GERMANY)
MAIN	A-8000/U 230	EDELRID (GERMANY)
MAIN	A-8000/U 360	EDELRID (GERMANY)
MAIN BRAKE	TNL - 280	TEIJIM LIMITED (JAPAN)
THREAD	SERAFIL 60	AMAN (GERMANY)

RISERS	FABRIC CODE	SUPPLIER
MATERIAL	10148	LIROS GMHB (GERMANY)
COLOR INDICATOR	PAD	TECNI SANGLES (FRANCE)
THREAD	V138	COATS (ENGLAND)
PULLEYS	RF25109	RONSTAN (AUSTRALIA)



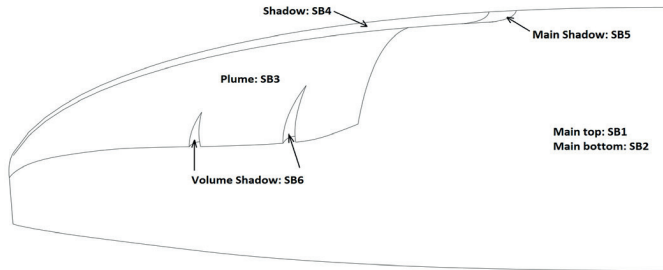


COLORS TECHNICAL DATA

BLUEBELL	SB1	ROYAL BLUE	TOP	REF: 317
	SB2	ROYAL BLUE	BOTTOM	REF: 317
	SB3	LIMA	PLUME	REF: 300
	SB4	WHITE	SHADOW	REF: 001
	SB5	BLACK	MAIN SHADOW	REF: 102
	SB6	BLACK	VOLUME SHADOW	REF: 102



BOREALIS	SB1	LIMA	TOP	REF: 300
	SB2	LIMA	BOTTOM	REF: 300
	SB3	ROYAL BLUE	PLUME	REF: 317
	SB4	WHITE	SHADOW	REF: 001
	SB5	BLACK	MAIN SHADOW	REF: 102
	SB6	BLACK	VOLUME SHADOW	REF: 102



WING LOAD TECHNICAL DATA

IKUMA P

21		23		25		27	
P.T.V.	kg/m ²	P.T.V.	kg/m ²	P.T.V.	kg/m ²	P.T.V.	kg/m ²
55	= 2,62	65	= 2,83	80	= 3,27	95	= 3,58
56	= 2,67	66	= 2,87	81	= 3,31	96	= 3,62
57	= 2,71	67	= 2,91	82	= 3,35	97	= 3,66
58	= 2,76	68	= 2,96	83	= 3,39	98	= 3,70
59	= 2,81	69	= 3,00	84	= 3,43	99	= 3,74
60	= 2,86	70	= 3,04	85	= 3,47	100	= 3,77
61	= 2,90	71	= 3,09	86	= 3,51	101	= 3,81
62	= 2,95	72	= 3,13	87	= 3,55	102	= 3,85
63	= 3,00	73	= 3,17	88	= 3,59	103	= 3,89
64	= 3,05	74	= 3,22	89	= 3,63	104	= 3,92
65	= 3,10	75	= 3,26	90	= 3,67	105	= 3,96
66	= 3,14	76	= 3,30	91	= 3,71	106	= 4,00
67	= 3,19	77	= 3,35	92	= 3,76	107	= 4,04
68	= 3,24	78	= 3,39	93	= 3,80	108	= 4,08
69	= 3,29	79	= 3,43	94	= 3,84	109	= 4,11
70	= 3,33	80	= 3,48	95	= 3,88	110	= 4,15
71	= 3,38	81	= 3,52	96	= 3,92	111	= 4,19
72	= 3,43	82	= 3,57	97	= 3,96	112	= 4,23
73	= 3,48	83	= 3,61	98	= 4,00	113	= 4,26
74	= 3,52	84	= 3,65	99	= 4,04	114	= 4,30
75	= 3,57	85	= 3,70	100	= 4,08	115	= 4,34

LINES TECHNICAL DATA

IKUMA P

21

REF.	MAT.	KG	COLOR	m/m	REF.	MAT.	KG	COLOR	m/m	REF.	MAT.	KG	COLOR	m/m	REF.	MAT.	KG	COLOR	m/m	REF.	MAT.	KG	COLOR	m/m	
A					B					C					D						BRAKE				
a1	DC	100	WHT	1.533	b1	DC	100	WHT	1.509	c1	DC	60	WHT	1.207	d1	DC	40	WHT	1.025	br1	DC	40	WHT	1.067	
a2	DC	100	WHT	1.417	b2	DC	100	WHT	1.395	c2	DC	60	WHT	1.054	d2	DC	40	WHT	882	br2	DC	40	WHT	640	
a3	DC	100	WHT	1.426	b3	DC	100	WHT	1.404	c3	DC	60	WHT	1.072	d3	DC	40	WHT	895	br3	DC	40	WHT	934	
a4	DC	100	WHT	1.455	b4	DC	100	WHT	1.439	c4	DC	60	WHT	1.164	d4	DC	40	WHT	975	br4	DC	40	WHT	969	
a5	DC	100	WHT	1.354	b5	DC	100	WHT	1.330	c5	DC	60	WHT	1.019	d5	DC	40	WHT	906	br5	DC	40	WHT	899	
a6	DC	60	WHT	1.240	b6	DC	60	WHT	1.228	c6	DC	60	WHT	889	d6	DC	40	WHT	779	br6	DC	40	WHT	787	
a7	DC	60	WHT	1.382	b7	DC	60	WHT	1.361	c7	DC	60	WHT	1.071						br7	DC	40	WHT	474	
a8	DC	60	WHT	1.340	b8	DC	60	WHT	1.326	c8	DC	60	WHT	1.059						br8	DC	40	WHT	485	
a9	DC	60	WHT	1.345	b9	DC	60	WHT	1.332	c9	DC	60	WHT	1.103						br9	DC	40	WHT	585	
a10	DC	60	WHT	1.057	b10	DC	60	WHT	993	c10	DC	60	WHT	1.017						br10	DC	40	WHT	543	
a11	DC	60	WHT	1.161	b11	DC	60	WHT	1.150	c11	DC	60	WHT	1.178											
2A1	A-8000/U	190	NATURAL	1.521	2B1	A-8000/U	190	NATURAL	1.499	2C1	A-8000/U	190	NATURAL	1.105	2D1	DC	60	WHT	253	2BR1	TNL	80	RED	1.159	
2A2	A-8000/U	190	NATURAL	1.462	2B2	A-8000/U	190	NATURAL	1.443	2C2	A-8000/U	190	NATURAL	1.050	2D2	DC	60	WHT	256	2BR2	TNL	80	RED	646	
2A3	A-8000/U	190	NATURAL	1.285	2B3	A-8000/U	130	NATURAL	1.261	2C3	A-8000/U	130	NATURAL	990	2D3	DC	60	WHT	199	2BR3	TNL	80	RED	971	
2A4	A-8000/U	130	NATURAL	1.063	2B4	A-8000/U	130	NATURAL	1.060	2C4	A-8000/U	130	NATURAL	735						2BR4	TNL	80	RED	466	
2A5	A-8000/U	70	NATURAL	275																2BR5	TNL	80	RED	411	
3A1	A-8000/U	360	NATURAL	3.160	3B1	A-8000/U	360	NATURAL	3.119	3C1	A-8000/U	230	NATURAL	3.921						3BR1	TNL	80	RED	2.675	
3A2	A-8000/U	230	NATURAL	3.352	3B2	A-8000/U	230	NATURAL	3.336	3C2	A-8000/U	230	NATURAL	4.002						3BR2	TNL	80	RED	820	
																				4BR1	TNL	80	RED	2.300	
					stab	A-8000/U	70	NATURAL	3.211																
					stab2	TNL	80	RED	1.000											brmain	TNL	280	RED	2.271	
																					POINT:			2.071	

LINES TECHNICAL DATA

IKUMA P

23

REF.	MAT.	KG	COLOR	m/m	REF.	MAT.	KG	COLOR	m/m	REF.	MAT.	KG	COLOR	m/m	REF.	MAT.	KG	COLOR	m/m	REF.	MAT.	KG	COLOR	m/m	
A					B					C					D						BRAKE				
a1	DC	100	WHT	1.604	b1	DC	100	WHT	1.579	c1	DC	60	WHT	1.262	d1	DC	40	WHT	1.073	br1	DC	40	WHT	1.117	
a2	DC	100	WHT	1.484	b2	DC	100	WHT	1.461	c2	DC	60	WHT	1.103	d2	DC	40	WHT	925	br2	DC	40	WHT	671	
a3	DC	100	WHT	1.491	b3	DC	100	WHT	1.469	c3	DC	60	WHT	1.121	d3	DC	40	WHT	936	br3	DC	40	WHT	977	
a4	DC	100	WHT	1.524	b4	DC	100	WHT	1.506	c4	DC	60	WHT	1.219	d4	DC	40	WHT	1.021	br4	DC	40	WHT	1.014	
a5	DC	100	WHT	1.417	b5	DC	100	WHT	1.392	c5	DC	60	WHT	1.067	d5	DC	40	WHT	948	br5	DC	40	WHT	941	
a6	DC	60	WHT	1.298	b6	DC	60	WHT	1.285	c6	DC	60	WHT	931	d6	DC	40	WHT	816	br6	DC	40	WHT	824	
a7	DC	60	WHT	1.446	b7	DC	60	WHT	1.424	c7	DC	60	WHT	1.121						br7	DC	40	WHT	496	
a8	DC	60	WHT	1.403	b8	DC	60	WHT	1.387	c8	DC	60	WHT	1.108						br8	DC	40	WHT	508	
a9	DC	60	WHT	1.408	b9	DC	60	WHT	1.394	c9	DC	60	WHT	1.155						br9	DC	40	WHT	612	
a10	DC	60	WHT	1.106	b10	DC	60	WHT	1.039	c10	DC	60	WHT	1.065						br10	DC	40	WHT	570	
a11	DC	60	WHT	1.214	b11	DC	60	WHT	1.203	c11	DC	60	WHT	1.233											
2A1	A-8000/U	190	NATURAL	1.588	2B1	A-8000/U	190	NATURAL	1.559	2C1	A-8000/U	190	NATURAL	1.149	2D1	DC	60	WHT	265	2BR1	TNL	80	RED	1.211	
2A2	A-8000/U	190	NATURAL	1.533	2B2	A-8000/U	190	NATURAL	1.513	2C2	A-8000/U	190	NATURAL	1.101	2D2	DC	60	WHT	270	2BR2	TNL	80	RED	678	
2A3	A-8000/U	190	NATURAL	1.344	2B3	A-8000/U	130	NATURAL	1.319	2C3	A-8000/U	130	NATURAL	1.036	2D3	DC	60	WHT	209	2BR3	TNL	80	RED	1.016	
2A4	A-8000/U	130	NATURAL	1.113	2B4	A-8000/U	130	NATURAL	1.110	2C4	A-8000/U	130	NATURAL	770						2BR4	TNL	80	RED	487	
2A5	A-8000/U	70	NATURAL	288																2BR5	TNL	80	RED	431	
3A1	A-8000/U	360	NATURAL	3.331	3B1	A-8000/U	360	NATURAL	3.289	3C1	A-8000/U	230	NATURAL	4.127						3BR1	TNL	80	RED	2.799	
3A2	A-8000/U	230	NATURAL	3.537	3B2	A-8000/U	230	NATURAL	3.520	3C2	A-8000/U	230	NATURAL	4.216						3BR2	TNL	80	RED	859	
																				4BR1	TNL	80	RED	2.410	
					stab	A-8000/U	70	NATURAL	3.435																
					stab2	TNL	80	RED	1.000											brmain	TNL	280	RED	2.381	
																					POINT:			2.181	

LINES TECHNICAL DATA

IKUMA P

25

REF.	MAT.	KG	COLOR	m/m	REF.	MAT.	KG	COLOR	m/m	REF.	MAT.	KG	COLOR	m/m	REF.	MAT.	KG	COLOR	m/m	REF.	MAT.	KG	COLOR	m/m	
A					B					C					D						BRAKE				
a1	DC	100	WHT	1.655	b1	DC	100	WHT	1.630	c1	DC	60	WHT	1.301	d1	DC	40	WHT	1.107	br1	DC	40	WHT	1.153	
a2	DC	100	WHT	1.533	b2	DC	100	WHT	1.509	c2	DC	60	WHT	1.138	d2	DC	40	WHT	955	br2	DC	40	WHT	693	
a3	DC	100	WHT	1.539	b3	DC	100	WHT	1.515	c3	DC	60	WHT	1.157	d3	DC	40	WHT	966	br3	DC	40	WHT	1.008	
a4	DC	100	WHT	1.573	b4	DC	100	WHT	1.555	c4	DC	60	WHT	1.258	d4	DC	40	WHT	1.054	br4	DC	40	WHT	1.047	
a5	DC	100	WHT	1.462	b5	DC	100	WHT	1.437	c5	DC	60	WHT	1.101	d5	DC	40	WHT	979	br5	DC	40	WHT	971	
a6	DC	60	WHT	1.340	b6	DC	60	WHT	1.327	c6	DC	60	WHT	961	d6	DC	40	WHT	842	br6	DC	40	WHT	851	
a7	DC	60	WHT	1.493	b7	DC	60	WHT	1.470	c7	DC	60	WHT	1.157						br7	DC	40	WHT	511	
a8	DC	60	WHT	1.448	b8	DC	60	WHT	1.432	c8	DC	60	WHT	1.144						br8	DC	40	WHT	524	
a9	DC	60	WHT	1.453	b9	DC	60	WHT	1.439	c9	DC	60	WHT	1.192						br9	DC	40	WHT	631	
a10	DC	60	WHT	1.142	b10	DC	60	WHT	1.072	c10	DC	60	WHT	1.099						br10	DC	40	WHT	589	
a11	DC	60	WHT	1.253	b11	DC	60	WHT	1.241	c11	DC	60	WHT	1.272											
2A1	A-8000/U	190	NATURAL	1.639	2B1	A-8000/U	190	NATURAL	1.616	2C1	A-8000/U	190	NATURAL	1.194	2D1	DC	60	WHT	279	2BR1	TNL	80	RED	1.249	
2A2	A-8000/U	190	NATURAL	1.583	2B2	A-8000/U	190	NATURAL	1.563	2C2	A-8000/U	190	NATURAL	1.138	2D2	DC	60	WHT	285	2BR2	TNL	80	RED	701	
2A3	A-8000/U	190	NATURAL	1.387	2B3	A-8000/U	130	NATURAL	1.361	2C3	A-8000/U	130	NATURAL	1.069	2D3	DC	60	WHT	221	2BR3	TNL	80	RED	1.048	
2A4	A-8000/U	130	NATURAL	1.149	2B4	A-8000/U	130	NATURAL	1.146	2C4	A-8000/U	130	NATURAL	795						2BR4	TNL	80	RED	502	
2A5	A-8000/U	70	NATURAL	297																2BR5	TNL	80	RED	445	
3A1	A-8000/U	360	NATURAL	3.455	3B1	A-8000/U	360	NATURAL	3.411	3C1	A-8000/U	230	NATURAL	4.277						3BR1	TNL	80	RED	2.889	
3A2	A-8000/U	230	NATURAL	3.670	3B2	A-8000/U	230	NATURAL	3.653	3C2	A-8000/U	230	NATURAL	4.371						3BR2	TNL	80	RED	887	
																				4BR1	TNL	80	RED	2.489	
					stab	A-8000/U	70	NATURAL	3.582																
					stab2	TNL	80	RED	1.000											brmain	TNL	280	RED	2.468	
																					POINT:			2.268	

LINES TECHNICAL DATA

IKUMA P

27

REF.	MAT.	KG	COLOR	m/m	REF.	MAT.	KG	COLOR	m/m	REF.	MAT.	KG	COLOR	m/m	REF.	MAT.	KG	COLOR	m/m	REF.	MAT.	KG	COLOR	m/m	
A					B					C					D						BRAKE				
a1	DC	100	WHT	1.721	b1	DC	100	WHT	1.695	c1	DC	60	WHT	1.352	d1	DC	40	WHT	1.151	br1	DC	40	WHT	1.199	
a2	DC	100	WHT	1.595	b2	DC	100	WHT	1.571	c2	DC	60	WHT	1.183	d2	DC	40	WHT	994	br2	DC	40	WHT	721	
a3	DC	100	WHT	1.599	b3	DC	100	WHT	1.575	c3	DC	60	WHT	1.202	d3	DC	40	WHT	1.004	br3	DC	40	WHT	1.048	
a4	DC	100	WHT	1.636	b4	DC	100	WHT	1.618	c4	DC	60	WHT	1.309	d4	DC	40	WHT	1.096	br4	DC	40	WHT	1.089	
a5	DC	100	WHT	1.521	b5	DC	100	WHT	1.494	c5	DC	60	WHT	1.145	d5	DC	40	WHT	1.018	br5	DC	40	WHT	1.010	
a6	DC	60	WHT	1.394	b6	DC	60	WHT	1.380	c6	DC	60	WHT	1.000	d6	DC	40	WHT	876	br6	DC	40	WHT	886	
a7	DC	60	WHT	1.552	b7	DC	60	WHT	1.528	c7	DC	60	WHT	1.203						br7	DC	40	WHT	532	
a8	DC	60	WHT	1.506	b8	DC	60	WHT	1.489	c8	DC	60	WHT	1.190						br8	DC	40	WHT	546	
a9	DC	60	WHT	1.512	b9	DC	60	WHT	1.497	c9	DC	60	WHT	1.240						br9	DC	40	WHT	656	
a10	DC	60	WHT	1.187	b10	DC	60	WHT	1.115	c10	DC	60	WHT	1.143						br10	DC	40	WHT	614	
a11	DC	60	WHT	1.303	b11	DC	60	WHT	1.291	c11	DC	60	WHT	1.323											
2A1	A-8000/U	190	NATURAL	1.703	2B1	A-8000/U	190	NATURAL	1.679	2C1	A-8000/U	190	NATURAL	1.241	2D1	DC	60	WHT	285	2BR1	TNL	80	RED	1.298	
2A2	A-8000/U	190	NATURAL	1.649	2B2	A-8000/U	190	NATURAL	1.627	2C2	A-8000/U	190	NATURAL	1.185	2D2	DC	60	WHT	292	2BR2	TNL	80	RED	730	
2A3	A-8000/U	190	NATURAL	1.442	2B3	A-8000/U	130	NATURAL	1.415	2C3	A-8000/U	130	NATURAL	1.111	2D3	DC	60	WHT	225	2BR3	TNL	80	RED	1.089	
2A4	A-8000/U	130	NATURAL	1.196	2B4	A-8000/U	130	NATURAL	1.192	2C4	A-8000/U	130	NATURAL	827						2BR4	TNL	80	RED	522	
2A5	A-8000/U	70	NATURAL	309																2BR5	TNL	80	RED	463	
3A1	A-8000/U	360	NATURAL	3.615	3B1	A-8000/U	360	NATURAL	3.569	3C1	A-8000/U	230	NATURAL	4.477						3BR1	TNL	80	RED	3.004	
3A2	A-8000/U	230	NATURAL	3.842	3B2	A-8000/U	230	NATURAL	3.824	3C2	A-8000/U	230	NATURAL	4.579						3BR2	TNL	80	RED	924	
																				4BR1	TNL	80	RED	2.591	
					stab	A-8000/U	70	NATURAL	3.790																
					stab2	TNL	80	RED	1.000											brmain	TNL	280	RED	2.579	
																				POINT:				2.379	

LINES HEIGHT m/m

	A	B	C	D	br
1	6213	6127	6233	6304	6972
2	6097	6012	6080	6161	6545
3	6048	5966	6044	6123	6326
4	6077	6001	6136	6203	6361
5	5991	5927	6011	6097	6241
6	5877	5824	5881	5971	6129
7	5797	5756	5808		6130
8	5755	5721	5796		6142
9	5760	5728	5841		6186
10	5535	5471	5496		6145
11	5364	5353	5381		

RISERS LENGHT m/m

	A	B'	B	C	
	480	480	480	480	STANDARD
	360	380	400	480	ACCELERATED

LINES HEIGHT m/m

	A	B	C	D	br
1	6517	6427	6538	6614	7308
2	6397	6309	6379	6466	6862
3	6355	6270	6350	6435	6635
4	6388	6308	6448	6519	6672
5	6298	6231	6319	6409	6548
6	6180	6124	6183	6277	6431
7	6096	6054	6107		6433
8	6053	6017	6094		6445
9	6058	6024	6141		6492
10	5821	5754	5780		6450
11	5642	5630	5660		

RISERS LENGHT m/m

	A	B'	B	C	
	480	480	480	480	STANDARD
	360	380	400	480	ACCELERATED

LINES HEIGHT m/m

	A	B	C	D	br
1	6750	6657	6771	6856	7558
2	6627	6536	6608	6704	7098
3	6577	6490	6571	6665	6865
4	6612	6529	6673	6753	6904
5	6520	6451	6541	6640	6776
6	6398	6341	6401	6503	6656
7	6312	6268	6323		6658
8	6267	6230	6310		6671
9	6273	6238	6358		6720
10	6013	5943	5970		6678
11	5827	5815	5846		

RISERS LENGHT m/m

	A	B'	B	C	
	480	480	480	480	STANDARD
	360	380	400	480	ACCELERATED

LINES HEIGHT m/m

	A	B	C	D	br
1	7039	6943	7062	7146	7880
2	6913	6819	6893	6989	7403
3	6863	6772	6856	6950	7161
4	6900	6815	6962	7042	7202
5	6805	6733	6827	6924	7070
6	6679	6619	6681	6782	6946
7	6590	6544	6600		6948
8	6544	6505	6587		6962
9	6550	6513	6637		7013
10	6279	6206	6249		6971
11	6085	6073	6120		

RISERS LENGHT m/m

	A	B'	B	C	
	480	480	480	480	STANDARD
	360	380	400	480	ACCELERATED

SUSPENSION TECHNICAL DATA

IKUMA P

MATERIAL CODE		DC	DC	DC	TNL	TNL	A-8000/U	A-8000/U	A-8000/U	A-8000/U	A-8000/U	A-8000/U
STRENGTH CODE		040	060	100	080	280	050	070	130	190	230	360
DIAMETER m/m	Ø	0,5	0,6	0,8	1,1	1,8	0,5	0,7	0,9	1,1	1,1 X 1,4	1,4 X 1,9
CORE MATERIAL		DYNEEMA	DYNEEMA	DYNEEMA	TECHNORA	TECHNORA	ARAMID	ARAMID	ARAMID	ARAMID	ARAMID	ARAMID
SLEEVE MATERIAL		NO	NO	NO	POLYESTER	POLYESTER	NO	NO	NO	NO	NO	NO
WEIGHT G/M	TOTAL	0,19	0,24	0,42	1,1	2,7	0,3	0,4	0,8	1,1	1,4	2,1
BREAKING STRENGTH	MINIMUM	40	60	100	80	280	50	70	130	190	230	360
	MAXIMUM	48	84	110	92	320	59	78	144	211	255	380
STRENGTH AFTER												
5.000 BENDING	TEST EN	33	74	99	36,7	134,7	26	39	88	52	69	196,6
CYCLES												
ELONGATION AT	5 dan en %				0,3	0,2	0,4	0,5	0,4	0,4	0,3	0,2
	10 dan en %		0,43	0,36	0,5	0,3	0,7	0,7	0,6	0,6	0,5	0,3
	15 dan en %				0,7	0,4	1,1	1	0,8	0,7	0,6	0,4
	20 dan en %				1	0,4	1,5	1,3	0,9	0,9	0,7	0,5
	25 dan en %				1,3	0,5	1,9	1,5	1	1	0,8	0,6
	30 dan en %		1,2	1	2,3	0,9	3,3	2,8	1,8	1,6	1,3	
	75 dan en %				2,8	1,3		3,7	3,1	2,7	2,3	1,5
	100 dan en %					1,7				2,6	3,6	1,9
	125 dan en %					2				3,5	3,3	
	150 dan en %					2,3				4,3	3,6	2,6
	175 dan en %					2,7						
	200 dan en %					2,8						3,1
												3,6
ELONGATION MAX. BREAKING STRENGTH %			3,2	3,4	3	4,1	3,8	3,9	4	4,4	4,4	

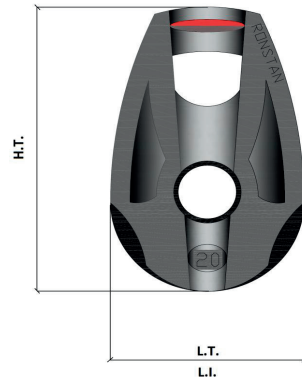
MAILLON TECHNICAL DATA

DESCRIPTION

PULLEY	20 m/m
CODE	RF25109
MATERIAL	STAINLESS STEEL
	NYLON
	CARBON ACETAL
BEARING	DELRIN®
WEIGHT	9 G/PIECE

TECHNICAL SPECIFICATIONS

DIMENSIONS	m/m
L.T.	20
L.I.	20
H.T.	32
Ø	6 MAX
LOAD	kg
WORKING LIMIT	250
BREAKING	550



THREAD TECHNICAL DATA**SAIL MAKING**

NAME	SERAFIL
N° OF REFERENCE	60
MATERIAL	POLYESTER
TYPE OF FINISH	SILK
LINEAR DENSITY	NM 61 / 3 (DTEX 163 * 3)
BREAKING STRENGTH	3,000 CN
ELONGATION	17,00%

SERAFIL PROPERTIES

SOLIDITY ARTIFICIAL LIGTH	ISO 105 B02 > 5 - 6
SOLIDITY SWEAT	ISO 105 E04 > 4
SOLIDITY WASHING	ISO 105 C04 > 3
SOLIDITY GRAZE IN DRY	ISO 105 X12 > 4
SOLIDITY WASHING IN DRY	ISO 105 D01 > 3 - 4

TREATMENT WATER REPELLENT	WR
---------------------------	----

RISERS MAKING

NAME	COATS BONDED C.F.P.
N° OF REFERENCE	V138
MATERIAL	POLYESTER
TYPE OF FINISH	SILK
BREAKING STRENGTH	9,5 KG
ELONGATION	19%

RISERS TECHNICAL DATA**RISERS**

N° OF REFERENCE	10148
MATERIAL	DYNEEMA SK78
WIDTH	5/6 M/M
THICKNESS	1,5 M/M
WEIGHTH	5 G* L.M.
COLOR	316 CARBON

COLOR INDICATOR

N° OF REFERENCE	IC-G 1-2
MATERIAL	POLYESTER
WIDTH	70 M/M
THICKNESS	0,80 M/M
BREAKING STRENGTH	130 DN
ELONGATION	35 %
WEIGHTH	32 G * L.M.
COLOR	GREEN

LOOPS

N° OF REFERENCE	LKI - 10
MATERIAL	NYLON
WIDTH	10 M/M
BREAKING STRENGTH	84 KG
ELONGATION	30 %
WEIGHTH	5,5 G/M
COLOR	WHITE

